



Meet The Teacher

Supply
list

Behavior
Expectations

My
Favorites

About
Mrs. Oot

Guess
Game

Contact
info

Class
Schedule



Click on the house icon on each page to return to the home page

CLICK ON THE BUTTONS TO GO THROUGH THE SLIDESHOW





MY FAVORITES



About Me



THE BASICS

My name is Mrs. Keeley Oot. I live in Hubert with my husband of eighteen years and our two children. I enjoy going to the beach and spending time with my family. I will be your second-grade teacher for the 2023-2024 school year. I have experience teaching a variety of grades, to include preschool. This will be my fourth-year teaching at Queens Creek Elementary.

MY CHILDHOOD

I grew up in Central New York (Syracuse), go CUSE! I attended elementary school through high school in the North Syracuse School District. I graduated from Cicero North Syracuse High School in 1999. I have lived in Orlando, Florida; Oahu, Hawaii; and Eglin, Florida. I have lived in ENC for the past fourteen years.

Education


I graduated cum laude from the State University of New York at Oswego in 2005, I majored in Childhood Education (1-6) with a minor in Social Studies. I received my NY teaching license in 2006 and my NC teaching license in 2017



CAN YOU GUESS ?

One of these is NOT true about Mrs. Oot...
Can you guess which one is not true?

1. I have been swimming with sharks.
2. I drink iced expresso every single day.
3. I love chocolate.
4. I know how to water ski.



Class Schedule



8:05-8:35-MORNING WORK
8:35-9:00-MORNING MEETING
9:00-10:00-CKLA-SKILLS
10:15-10:30-SNACK
10:00-10:35-CKLA-KNOWLEDGE
10:40-11:25-ENCORE
11:25-11:40-QUIET TIME
11:40-12:10-CKLA-KNOWLEDGE-CONTINUED
12:30-1:00- LUNCH
1:00-1:30-RECESS
2:00-3:00-MATH
3:00-3:10-PACK-UP/ OPTIONAL AFTERNOON SNACK
3:10-3:20 CLOSING CIRCLE




Specials Schedule

10:40-11:25

A DAY- STUDY HALL
B DAY- MEDIA (LIBRARY)
C DAY- MUSIC
D DAY-PE
E DAY-SKILLS
F DAY-ART



2023-2024 2nd Grade Supply List



- 1 binder- 1. inch
 - 2 Composition notebooks (No Spiral notebooks please)
 - 3 box Crayola crayons
 - 3 dozen pre-sharpened Ticonderoga #2 pencils
 - 2-4 large pink erasers
 - 1 pair of wired headphones with straight jack-wired and over the ear-NO EARBUDS
 - 1 highlighter
 - 2 expo markers
 - 1 plastic pencil box
 - 10 glue sticks
 - 2, 2-pocket folders without prongs
 - 1 pair of Fiskars scissors
 - 1 box of tissues
 - 1 container of Clorox wipes
- Suggestions for class donations: printer paper, tissues, Clorox Wipes





Behavior Expectations

Dear Parents,

This year our class will be using a colored clip chart to monitor our behavior and classroom choices. Your child will have a clip that they will physically move up or down on a chart depending on their choices. Every child starts on green everyday and may not move up or down on any given day. In order to move up the clip chart, your child will need to go above and beyond our classroom behavior expectations. This chart will explain how the clip chart works.

PINK Can't Touch This!	Students who reach the pink level will be awarded for their excellent choices.
PURPLE Looking Sharp!	Students who continue to make excellent choices and reach the purple level will be one step closer to being a super student.
BLUE Stick With It!	Students who make excellent choices will be recognized in the classroom by moving up to the blue level.
GREEN Ready to learn	Everyday all students begin on the green level and can move their clip up for good choices or down for poor choices.
YELLOW Acting Thorry!	Students who receive a warning for their behavior they move their card down to the yellow level. This is a reminder to make better choices.
ORANGE Pretty Prickly!	Students who continue to make poor choices will move their card down to the orange level. At this level student's will receive a consequence.
RED Ouch!	Students who reach the red level will receive either a note or a call home and an additional consequence.

I believe this clip chart system will be a positive way for students to monitor their behavior and choices as well as give them goals to strive for. If you have any questions feel free to contact me.



©NIKKI D. Washington 2017



CONTACT INFO



Here is the Class Dojo link to connect to our classroom:
<https://www.classdojo.com/4/p/addkid?target=class&class=CD44UB6>



This is the best way to get all the classroom information. Dojo is also the easiest way to contact me through the Dojo messenger.

Queens Creek Phone Number: 910-326-5115



keeley.Oot@onslow.k12.nc.us

